

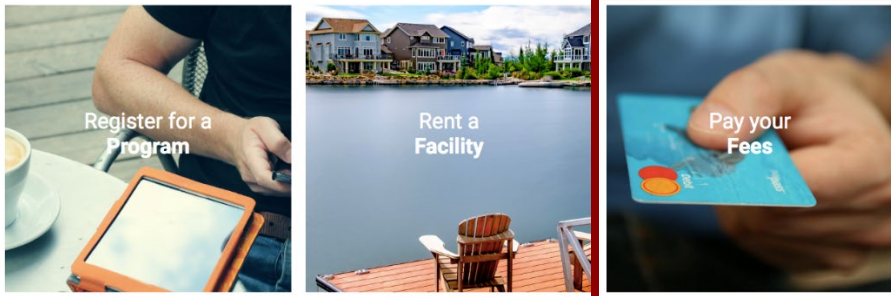


RESIDENTS
ASSOCIATION

How to Pay Your Fees Online

AuburnBayRA.ca

1. Go to www.AuburnBayRA.ca and scroll down to the "Pay Your Fees" button.




2. Login to your account.

If you don't have an account, or are having issues logging in, please email:

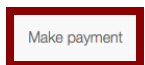
communications@auburnbay.org

3. Once you are logged in, click on the **property address**, not your individual profile.
4. Click the button labelled "Invoices."



5. Find the invoice for your 2020/21 HOA fees and click the checkbox beside the invoice. Then click "Make a Payment."

Invoices



6. Enter your credit card details. **Please note: you will have to re-enter the fee amount in order for your payment to go through.**